

ILLINOIS STATE BOARD OF EDUCATION  
School Business Services Division

Accounting Basis:

Cash  
 Accrual

SCHOOL DISTRICT BUDGET FORM \*  
July 1, 2018 - June 30, 2019

Balanced budget, no deficit reduction plan is required.

Date of Amended Budget: \_\_\_\_\_  
(MM/DD/YY)

District Name: Kinnikinnick CCSD #131  
District RCDT No: 04-101-1310-04

If your FY18 AFR states that you need to do a deficit reduction plan and your FY19 budget is balanced please state the measures you took to have your budget become balanced. (Bckgrnd-Assumpt 25-26)

Budget of Kinnikinnick CCSD #131, County of Winnebago / Boone,  
State of Illinois, for the Fiscal Year beginning July 1, 2018 and ending June 30, 2019.

WHEREAS the Board of Education of Kinnikinnick CCSD #131,

County of Winnebago / Boone, State of Illinois, caused to be prepared in tentative form a budget, and the Secretary

of this Board has made the same conveniently available to public inspection for at least thirty days prior to final action thereon;

AND WHEREAS a public hearing was held as to such budget on the 25th day of September, 2018,

notice of said hearing was given at least thirty days prior thereto as required by law, and all other legal requirements have been complied with;






NOW, THEREFORE, Be it resolved by the Board of Education of said district as follows:

beginning July 1, 2018 and ending June 30, 2019.

Section 2: That the following budget containing an estimate of amounts available in each Fund, separately, and expenditures from each be and the same is hereby adopted as the budget of this school district for said fiscal year.

ADOPTION OF BUDGET

The budget shall be approved and signed below by members of the School Board. Adopted this 25th  
day of September, 2018 by a roll call vote of 6 Yeas, and 0 Nays, to wit:

** MEMBERS VOTING YEA:	** MEMBERS VOTING NAY:
	
	
	
	
	

\* Based on the 23 Illinois Administrative Code-Part 100 and inconformity with Section 17-1 of the School Code.  
\*\* Type in the members who voted "YEA" nor "NAY". Actual school board member signatures are not required for electronic submission.

- (1) A certified copy of this document must be filed with the county clerk within 30 days of adoption as required by Section 18-50 of the Property Tax Code (35 ILCS 200/18-50).
- (2) Districts are required to submit the adopted/amended budget electronically to ISBE within 30 days of a adoption or by October 30, whichever comes first. Budgets are submitted to School Finance Report (SFR): <https://sec1.isbe.net/attachmgr/default.aspx>  
The electronic version does not require member signatures.

BUDGET SUMMARY

	A	B	C	D	E	F	G	H	I	J	K	L
1	<i>Begin entering data on EstRev 5-10 and EstExp 11-17 tabs.</i>		(10)	(20)	(30)	(40)	(50)	(60)	(70)	(80)	(90)	
2	Description: Enter Whole Numbers Only	Acct #	Educational	Operations & Maintenance	Debt Service	Transportation	Municipal Retirement/ Social Security	Capital Projects	Working Cash	Tort	Fire Prevention & Safety	
3	ESTIMATED BEGINNING FUND BALANCE July 1, 2018 <sup>1</sup>		11,146,300	2,502,035	856,628	804,887	802,639		1,122,362			
4	<b>RECEIPTS/REVENUES</b>											
5	<b>LOCAL SOURCES</b>	1000	10,800,389	1,801,421	847,918	553,578	485,978		14,500			
6	FLOW-THROUGH RECEIPTS/REVENUES FROM ONE TO ANOTHER DISTRICT	2000										
7	<b>STATE SOURCES</b>	3000	4,422,483			405,500						
8	<b>FEDERAL SOURCES</b>	4000	913,350			17,000						
9	Total Direct Receipts/Revenues <sup>8</sup>		16,136,222	1,801,421	847,918	976,078	485,978		14,500			
10	Receipts/Revenues for "On Behalf" Payments <sup>2</sup>	3998	852,262									
11	Total Receipts/Revenues		16,988,484	1,801,421	847,918	976,078	485,978		14,500			
12	<b>DISBURSEMENTS/EXPENDITURES</b>											
13	<b>INSTRUCTION</b>	1000	11,193,004				236,250					
14	<b>SUPPORT SERVICES</b>	2000	4,177,218	1,776,000		1,003,000	240,072					
15	<b>COMMUNITY SERVICES</b>	3000	146,883				18,535					
16	<b>PAYMENTS TO OTHER DISTRICTS &amp; GOVT UNITS</b>	4000	557,500			1,000						
17	<b>DEBT SERVICES</b>	5000			830,900							
18	<b>PROVISION FOR CONTINGENCIES</b>	6000	25,000	15,000	5,000	20,000	15,000					
19	Total Direct Disbursements/Expenditures <sup>9</sup>		16,099,605	1,791,000	835,900	1,024,000	509,857					
20	Disbursements/Expenditures for "On Behalf" Payments <sup>2</sup>	4180	852,262									
21	Total Disbursements/Expenditures		16,951,867	1,791,000	835,900	1,024,000	509,857					
22	Excess of Direct Receipts/Revenues Over (Under) Direct Disbursements/Expenditures		36,617	10,421	12,018	(47,922)	(23,879)		14,500			
23	<b>OTHER SOURCES/USES OF FUNDS</b>											
24	<b>OTHER SOURCES OF FUNDS (7000)</b>											
25	<b>PERMANENT TRANSFER FROM VARIOUS FUNDS</b>											
26	Abolishment the Working Cash Fund <sup>16</sup>	7110										
27	Abatement of the Working Cash Fund <sup>16</sup>	7110										
28	Transfer of Working Cash Fund Interest	7120										
29	Transfer Among Funds	7130										
30	Transfer of Interest	7140										
31	Transfer from Capital Projects Fund to O&M Fund	7150										
32	Transfer of Excess Fire Prev & Safety Tax & Interest <sup>3</sup> Proceeds to O&M Fund	7160										
33	Transfer of Excess Accumulated Fire Prev & Safety Bond and Int <sup>3a</sup> Proceeds to Debt Service Fund	7170										
34	<b>SALE OF BONDS (7200)</b>											
35	Principal on Bonds Sold <sup>4</sup>	7210										
36	Premium on Bonds Sold	7220										
37	Accrued Interest on Bonds Sold	7230										
38	Sale or Compensation for Fixed Assets <sup>5</sup>	7300										
39	Transfer to Debt Service to Pay Principal on Capital Leases	7400										
40	Transfer to Debt Service Fund to Pay Interest on Capital Leases	7500										
41	Transfer to Debt Service Fund to Pay Principal on Revenue Bonds	7600										
42	Transfer to Debt Service Fund to Pay Interest on Revenue Bonds	7700										
43	Transfer to Capital Projects Fund	7800										
44	ISBE Loan Proceeds	7900										
45	Other Sources Not Classified Elsewhere	7990										
46	Total Other Sources of Funds <sup>8</sup>											

BUDGET SUMMARY

	A	B	C	D	E	F	G	H	I	J	K	L
1	<i>Begin entering data on EstRev 5-10 and EstExp 11-17 tabs.</i>		(10)	(20)	(30)	(40)	(50)	(60)	(70)	(80)	(90)	
2	Description: Enter Whole Numbers Only	Acct #	Educational	Operations & Maintenance	Debt Service	Transportation	Municipal Retirement/ Social Security	Capital Projects	Working Cash	Tort	Fire Prevention & Safety	
47	<b>OTHER USES OF FUNDS (8000)</b>											
49	<b>TRANSFER TO VARIOUS OTHER FUNDS (8100)</b>											
50	Abolishment or Abatement of the Working Cash Fund <sup>16</sup>	8110										
51	Transfer of Working Cash Fund Interest	8120										
52	Transfer Among Funds	8130										
53	Transfer of Interest <sup>6</sup>	8140										
54	Transfer from Capital Projects Fund to O&M Fund	8150										
55	Transfer of Excess Fire Prev & Safety Tax & Interest <sup>3</sup> Proceeds to O&M Fund	8160										
56	Transfer of Excess Accumulated Fire Prev & Safety Bond <sup>3a</sup> and Int Proceeds to Debt Service Fund	8170										
57	Taxes Pledged to Pay Principal on Capital Leases	8410										
58	Grants/Reimbursements Pledged to Pay Principal on Capital Leases	8420										
59	Other Revenues Pledged to Pay Principal on Capital Leases	8430										
60	Fund Balance Transfers Pledged to Pay Principal on Capital Leases	8440										
61	Taxes Pledged to Pay Interest on Capital Leases	8510										
62	Grants/Reimbursements Pledged to Pay Interest on Capital Leases	8520										
63	Other Revenues Pledged to Pay Interest on Capital Leases	8530										
64	Fund Balance Transfers Pledged to Pay Interest on Capital Leases	8540										
65	Taxes Pledged to Pay Principal on Revenue Bonds	8610										
66	Grants/Reimbursements Pledged to Pay Principal on Revenue Bonds	8620										
67	Other Revenues Pledged to Pay Principal on Revenue Bonds	8630										
68	Fund Balance Transfers Pledged to Pay Principal on Revenue Bonds	8640										
69	Taxes Pledged to Pay Interest on Revenue Bonds	8710										
70	Grants/Reimbursements Pledged to Pay Interest on Revenue Bonds	8720										
71	Other Revenues Pledged to Pay Interest on Revenue Bonds	8730										
72	Fund Balance Transfers Pledged to Pay Interest on Revenue Bonds	8740										
73	Taxes Transferred to Pay for Capital Projects	8810										
74	Grants/Reimbursements Pledged to Pay for Capital Projects	8820										
75	Other Revenues Pledged to Pay for Capital Projects	8830										
76	Fund Balance Transfers Pledged to Pay for Capital Projects	8840										
77	Transfer to Debt Service Fund to Pay Principal on ISBE Loans	8910										
78	Other Uses Not Classified Elsewhere	8990										
79	<b>Total Other Uses of Funds <sup>a</sup></b>											
80	<b>Total Other Sources/Uses of Fund</b>											
81	<b>ESTIMATED ENDING FUND BALANCE June 30, 2019</b>		11,182,917	2,512,456	868,646	756,965	778,760		1,136,862			
82	<b>SUMMARY OF EXPENDITURES (by Major Object)</b>											
83			(10)	(20)	(30)	(40)	(50)	(60)	(70)	(80)	(90)	
84	Description	Acct #	Educational	Operations & Maintenance	Debt Service	Transportation	Municipal Retirement/ Social Security	Capital Projects	Working Cash	Tort	Fire Prevention & Safety	Total By Object
85												
86	<b>Object Name</b>											
87	Salaries	100	10,725,409	427,000								11,152,409
88	Employee Benefits	200	2,175,602				494,857					2,670,459
89	Purchased Services	300	1,496,944	197,000		1,003,000						2,696,944
90	Supplies & Materials	400	845,850	372,000								1,217,850
91	Capital Outlay	500	257,050	780,000								1,037,050
92	Other Objects	600	598,750	15,000	835,900	21,000	15,000					1,485,650
93	Non-Capitalized Equipment	700										
94	Termination Benefits	800										
95	<b>Total Expenditures</b>		16,099,605	1,791,000	835,900	1,024,000	509,857					20,260,362

SUMMARY OF CASH TRANSACTIONS

1	A	B	C	D	E	F	G	H	I	J	K
2	Description: Enter Whole Numbers Only	Acct #	(10) Educational	(20) Operations & Maintenance	(30) Debt Service	(40) Transportation	(50) Municipal Retirement/ Social Security	(60) Capital Projects	(70) Working Cash	(80) Tort	(90) Fire Prevention & Safety
3	<b>BEGINNING CASH BALANCE ON HAND July 1, 2018</b> <sup>7</sup>		11,224,556	2,502,035	856,628	804,887	802,639	0	1,122,362	0	0
4	<b>Total Direct Receipts &amp; Other Sources</b> <sup>8</sup>		16,136,222	1,801,421	847,918	976,078	485,978	0	14,500	0	0
5	<b>OTHER RECEIPTS</b>										
6	Interfund Loans Payable (Loans from Other Funds)	411	0	0	0	0	0	0		0	0
7	Interfund Loans Receivable (Repayment of Loans)	141	0	0		0			0		
8	Notes and Warrants Payable	433	0	0	0	0	0			0	0
9	Other Current Assets	199	(78,291)	0	0	0	0	0	0	0	0
10	<b>Total Other Receipts</b>		(78,291)	0	0	0	0	0	0	0	0
11	<b>Total Direct Receipts, Other Sources, &amp; Other Receipts</b>		16,057,931	1,801,421	847,918	976,078	485,978	0	14,500	0	0
12	<b>Total Amount Available</b>		27,282,487	4,303,456	1,704,546	1,780,965	1,288,617	0	1,136,862	0	0
13	<b>Total Direct Disbursements &amp; Other Uses</b> <sup>9</sup>		16,099,605	1,791,000	835,900	1,024,000	509,857	0	0	0	0
14	<b>OTHER DISBURSEMENTS</b>										
15	Interfund Loans Receivable (Loans to Other Funds) <sup>10</sup>	141	0	0		0			0		
16	Interfund Loans Payable (Repayment of Loans)	411	0	0	0	0	0	0		0	0
17	Notes and Warrants Payable	433	0	0	0	0	0			0	0
18	Other Current Liabilities	499	0	0	0	0	0	0	0	0	0
19	<b>Total Other Disbursements</b>		0	0	0	0	0	0	0	0	0
20	<b>Total Direct Disbursements, Other Uses, &amp; Other Disbursements</b>		16,099,605	1,791,000	835,900	1,024,000	509,857	0	0	0	0
21	<b>ENDING CASH BALANCE ON HAND June 30, 2019</b> <sup>7</sup>		11,182,882	2,512,456	868,646	756,965	778,760	0	1,136,862	0	0

ESTIMATED RECEIPTS/REVENUES

	A	B	C	D	E	F	G	H	I	J	K
1		Acct #	(10) Educational	(20) Operations & Maintenance	(30) Debt Service	(40) Transportation	(50) Municipal Retirement/ Social Security	(60) Capital Projects	(70) Working Cash	(80) Tort	(90) Fire Prevention & Safety
2	Description: Enter Whole Numbers Only										
3	RECEIPTS/REVENUES FROM LOCAL SOURCES (1000)										
4	AD VALOREM TAXES LEVIED BY LOCAL EDUCATION AGENCY 1100										
5	Designated Purposes Levies <sup>11</sup> (1110-1120)	-	9,691,401	1,268,321	838,918	527,528	209,511	0	0	0	0
6	Leasing Purposes Levy <sup>12</sup>	1130	149,080	0							
7	Special Education Purposes Levy	1140	59,636	0		0	0	0			
8	FICA and Medicare Only Levies	1150					243,342				
9	Area Vocational Construction Purposes Levy	1160		0	0			0			
10	Summer School Purposes Levy	1170	0								
11	Other Tax Levies (Describe & Itemize)	1190	0	0	0	0	0	0	0	0	0
12	<b>Total Ad Valorem Taxes Levied by District</b>		<b>9,900,117</b>	<b>1,268,321</b>	<b>838,918</b>	<b>527,528</b>	<b>452,853</b>	<b>0</b>	<b>0</b>	<b>0</b>	<b>0</b>
13	PAYMENTS IN LIEU OF TAXES 1200										
14	Mobile Home Privilege Tax	1210	0	0	0	0	0	0	0	0	0
15	Payments from Local Housing Authority	1220	0	0	0	0	0	0	0	0	0
16	Corporate Personal Property Replacement Taxes <sup>13</sup>	1230	100,000	500,000	0	0	25,000	0	0	0	0
17	Other Payments in Lieu of Taxes (Describe & Itemize)	1290	0	0	0	0	0	0	0	0	0
18	<b>Total Payments in Lieu of Taxes</b>		<b>100,000</b>	<b>500,000</b>	<b>0</b>	<b>0</b>	<b>25,000</b>	<b>0</b>	<b>0</b>	<b>0</b>	<b>0</b>
19	TUITION 1300										
20	Regular Tuition from Pupils or Parents (In State)	1311	0								
21	Regular Tuition from Other Districts (In State)	1312	0								
22	Regular Tuition from Other Sources (In State)	1313	0								
23	Regular Tuition from Other Sources (Out of State)	1314	0								
24	Summer School Tuition from Pupils or Parents (In State)	1321	0								
25	Summer School Tuition from Other Districts (In State)	1322	0								
26	Summer School Tuition from Other Sources (In State)	1323	0								
27	Summer School Tuition from Other Sources (Out of State)	1324	0								
28	CTE Tuition from Pupils or Parents (In State)	1331	0								
29	CTE Tuition from Other Districts (In State)	1332	0								
30	CTE Tuition from Other Sources (In State)	1333	0								
31	CTE Tuition from Other Sources (Out of State)	1334	0								
32	Special Education Tuition from Pupils or Parents (In State)	1341	0								
33	Special Education Tuition from Other Districts (In State)	1342	7,162								
34	Special Education Tuition from Other Sources (In State)	1343	0								
35	Special Education Tuition from Other Sources (Out of State)	1344	0								
36	Adult Tuition from Pupils or Parents (In State)	1351	0								
37	Adult Tuition from Other Districts (In State)	1352	0								
38	Adult Tuition from Other Sources (In State)	1353	0								
39	Adult Tuition from Other Sources (Out of State)	1354	0								
40	<b>Total Tuition</b>		<b>7,162</b>								
41	TRANSPORTATION FEES 1400										
42	Regular Transportation Fees from Pupils or Parents (In State)	1411				0					
43	Regular Transportation Fees from Other Districts (In State)	1412				0					
44	Regular Transportation Fees from Other Sources (In State)	1413				0					
45	Regular Transportation Fees from Co-curricular Activities (In State)	1415				16,250					
46	Regular Transportation Fees from Other Sources (Out of State)	1416				0					
47	Summer School Transportation Fees from Pupils or Parents (In State)	1421				0					
48	Summer School Transportation Fees from Other Districts (In State)	1422				0					
49	Summer School Transportation Fees from Other Sources (In State)	1423				0					
50	Summer School Transportation Fees from Other Sources (Out of State)	1424				0					
51	CTE Transportation Fees from Pupils or Parents (In State)	1431				0					
52	CTE Transportation Fees from Other Districts (In State)	1432				0					
53	CTE Transportation Fees from Other Sources (In State)	1433				0					
54	CTE Transportation Fees from Other Sources (Out of State)	1434				0					
55	Special Education Transportation Fees from Pupils or Parents (In State)	1441				0					
56	Special Education Transportation Fees from Other Districts (In State)	1442				0					
57	Special Education Transportation Fees from Other Sources (In State)	1443				0					
58	Special Education Transportation Fees from Other Sources (Out of State)	1444				0					
59	Adult Transportation Fees from Pupils or Parents (In State)	1451				0					
60	Adult Transportation Fees from Other Districts (In State)	1452				0					
61	Adult Transportation Fees from Other Sources (In State)	1453				0					

ESTIMATED RECEIPTS/REVENUES

	A	B	C	D	E	F	G	H	I	J	K
1			(10)	(20)	(30)	(40)	(50)	(60)	(70)	(80)	(90)
2	Description: Enter Whole Numbers Only	Acct #	Educational	Operations & Maintenance	Debt Service	Transportation	Municipal Retirement/ Social Security	Capital Projects	Working Cash	Tort	Fire Prevention & Safety
62	Adult Transportation Fees from Other Sources (Out of State)	1454				0					
63	<b>Total Transportation Fees</b>					16,250					
64	<b>EARNINGS ON INVESTMENTS</b>	<b>1500</b>									
65	Interest on Investments	1510	79,410	23,100	9,000	9,800	8,125	0	14,500	0	0
66	Gain or Loss on Sale of Investments	1520	0	0	0	0	0	0	0	0	0
67	<b>Total Earnings on Investments</b>		79,410	23,100	9,000	9,800	8,125	0	14,500	0	0
68	<b>FOOD SERVICE</b>	<b>1600</b>									
69	Sales to Pupils - Lunch	1611	250,000								
70	Sales to Pupils - Breakfast	1612	0								
71	Sales to Pupils - A la Carte	1613	0								
72	Sales to Pupils - Other (Describe & Itemize)	1614	0								
73	Sales to Adults	1620	2,000								
74	Other Food Service (Describe & Itemize)	1690	0								
75	<b>Total Food Service</b>		252,000								
76	<b>DISTRICT/SCHOOL ACTIVITY INCOME</b>	<b>1700</b>									
77	Admissions - Athletic	1711	5,000	0							
78	Admissions - Other	1719	0	0							
79	Fees	1720	0	0							
80	Book Store Sales	1730	0	0							
81	Other District/School Activity Revenue (Describe & Itemize)	1790	2,000	0							
82	<b>Total District/School Activity Income</b>		7,000	0							
83	<b>TEXTBOOK INCOME</b>	<b>1800</b>									
84	Rentals - Regular Textbooks	1811	0								
85	Rentals - Summer School Textbooks	1812	0								
86	Rentals - Adult/Continuing Education Textbooks	1813	0								
87	Rentals - Other (Describe)	1819	0								
88	Sales - Regular Textbooks	1821	0								
89	Sales - Summer School Textbooks	1822	0								
90	Sales - Adult/Continuing Education Textbooks	1823	0								
91	Sales - Other (Describe & Itemize)	1829	0								
92	Other (Describe & Itemize)	1890	0								
93	<b>Total Textbooks</b>		0								
94	<b>OTHER REVENUE FROM LOCAL SOURCES</b>	<b>1900</b>									
95	Rentals	1910	1,200	10,000							
96	Contributions and Donations from Private Sources	1920	43,000	0	0	0	0	0	0	0	0
97	Impact Fees from Municipal or County Governments	1930	0	0	0	0	0	0	0	0	0
98	Services Provided Other Districts	1940	0	0	0	0	0	0	0	0	0
99	Refund of Prior Years' Expenditures	1950	25,000	0	0	0	0	0	0	0	0
100	Payments of Surplus Moneys from TIF Districts	1960	0	0	0	0	0	0	0	0	0
101	Drivers' Education Fees	1970	0								
102	Proceeds from Vendors' Contracts	1980	0	0	0	0	0	0	0	0	0
103	School Facility Occupation Tax Proceeds	1983			0			0			
104	Payment from Other Districts	1991	500	0	0	0	0	0			
105	Sale of Vocational Projects	1992	0								

ESTIMATED RECEIPTS/REVENUES

1	A	B	C	D	E	F	G	H	I	J	K
2	Description: Enter Whole Numbers Only	Acct #	(10) Educational	(20) Operations & Maintenance	(30) Debt Service	(40) Transportation	(50) Municipal Retirement/ Social Security	(60) Capital Projects	(70) Working Cash	(80) Tort	(90) Fire Prevention & Safety
106	Other Local Fees (Describe & Itemize)	1993	385,000	0	0	0	0	0		0	0
107	Other Local Revenues (Describe & Itemize)	1999	0	0	0	0	0	0	0	0	0
108	<b>Total Other Revenue from Local Sources</b>		454,700	10,000	0	0	0	0	0	0	0
109	<b>Total Receipts/Revenues from Local Sources</b>	1000	10,800,389	1,801,421	847,918	553,578	485,978	0	14,500	0	0
110	<b>FLOW-THROUGH RECEIPTS/REVENUES FROM ONE DISTRICT TO ANOTHER DISTRICT (2000)</b>										
111	Flow-Through Revenue from State Sources	2100	0	0		0	0				
112	Flow-Through Revenue from Federal Sources	2200	0	0		0	0				
113	Other Flow-Through Revenue (Describe & Itemize)	2300	0	0		0	0				
114	<b>Total Flow-Through Receipts/Revenues From District to Another District</b>	One 2000	0	0		0	0				
115	<b>RECEIPTS/REVENUES FROM STATE SOURCES (3000)</b>										
116	<b>UNRESTRICTED GRANTS-IN-AID (3001-3099)</b>										
117	Evidence Based Funding Formula (Section 18-8.15)	3001	4,202,000	0	0	0	0	0		0	0
118	Reorganization Incentives (Accounts 3005-3021)	3005	0	0	0	0	0	0		0	0
119	Fast Growth District Grants	3030	0	0	0	0	0	0		0	0
120	Other Unrestricted Grants-In-Aid From State Sources (Describe & Itemize)	3099	0	0	0	0	0	0		0	0
121	<b>Total Unrestricted Grants-In-Aid</b>		4,202,000	0	0	0	0	0		0	0
122	<b>RESTRICTED GRANTS-IN-AID (3100-3900)</b>										
123	<b>SPECIAL EDUCATION</b>										
124	Special Education - Private Facility Tuition	3100	54,223			0					
125	Special Education - Funding for Children Requiring Sp Ed Services	3105	0			0					
126	Special Education - Personnel	3110	0	0		0					
127	Special Education - Orphanage - Individual	3120	31,145			0					
128	Special Education - Orphanage - Summer Individual	3130	0			0					
129	Special Education - Summer School	3145	0			0					
130	Special Education - Other (Describe & Itemize)	3199	0	0		0					
131	<b>Total Special Education</b>		85,368	0		0					
132	<b>CAREER AND TECHNICAL EDUCATION (CTE)</b>										
133	CTE - Technical Education - Tech Prep	3200	0	0			0				
134	CTE - Secondary Program Improvement (CTEI)	3220	0	0			0				
135	CTE - WECEP	3225	0	0			0				
136	CTE - Agriculture Education	3235	0	0			0				
137	CTE - Instructor Practicum	3240	0	0			0				
138	CTE - Student Organizations	3270	0	0			0				
139	CTE - Other (Describe & Itemize)	3299	0	0			0				
140	<b>Total Career and Technical Education</b>		0	0			0				
141	<b>BILINGUAL EDUCATION</b>										
142	Bilingual Education - Downstate - TPI and TBE	3305	0				0				
143	Bilingual Education - Downstate - Transitional Bilingual Education	3310	0				0				
144	<b>Total Bilingual Education</b>		0				0				
145	State Free Lunch & Breakfast	3360	115								
146	School Breakfast Initiative	3365	0	0			0				
147	Driver Education	3370	0	0							
148	Adult Education (from ICCB)	3410	0	0	0	0	0	0	0	0	0
149	Adult Education - Other (Describe & Itemize)	3499	0	0	0	0	0	0	0	0	0
150	<b>TRANSPORTATION</b>										
151	Transportation - Regular and Vocational	3500	0	0		239,500	0				
152	Transportation - Special Education	3510	0	0		166,000	0				
153	Transportation - Other (Describe & Itemize)	3599	0	0		0	0				
154	<b>Total Transportation</b>		0	0		405,500	0				
155	Learning Improvement - Change Grants	3610	0								
156	Scientific Literacy	3660	0	0		0	0				
157	Truant Alternative/Optional Education	3695	0			0	0				
158	Early Childhood - Block Grant	3705	135,000	0		0	0				
159	Chicago General Education Block Grant	3766	0	0		0	0				
160	Chicago Educational Services Block Grant	3767	0	0		0	0				

	A	B	C	D	E	F	G	H	I	J	K
1			(10)	(20)	(30)	(40)	(50)	(60)	(70)	(80)	(90)
2	Description: Enter Whole Numbers Only	Acct #	Educational	Operations & Maintenance	Debt Service	Transportation	Municipal Retirement/ Social Security	Capital Projects	Working Cash	Tort	Fire Prevention & Safety
161	School Safety & Educational Improvement Block Grant	3775	0	0	0	0	0	0			0
162	Technology - Technology for Success	3780	0	0	0	0	0	0			0
163	State Charter Schools	3815	0			0					
164	Extended Learning Opportunities - Summer Bridges	3825	0			0					
165	Infrastructure Improvements - Planning/Construction	3920		0				0			
166	School Infrastructure - Maintenance Projects	3925		0				0			0
167	Other Restricted Revenue from State Sources (Describe & Itemize)	3999	0	0	0	0	0	0	0	0	0
168	<b>Total Restricted Grants-In-Aid</b>		220,483	0	0	405,500	0	0	0	0	0
169	<b>Total Receipts/Revenues from State Sources</b>	3000	4,422,483	0	0	405,500	0	0	0	0	0
170	<b>RECEIPTS/REVENUES FROM FEDERAL SOURCES (4000)</b>										
171	<b>UNRESTRICTED GRANTS-IN-AID RECEIVED DIRECTLY FROM FEDERAL GOVT. (4001-4009)</b>										
172	Federal Impact Aid	4001	0	0	0	0	0	0	0	0	0
173	Other Unrestricted Grants-In-Aid Received Directly from the Federal Govt. (Describe & Itemize)	4009	0	0	0	0	0	0	0	0	0
174	<b>Total Unrestricted Grants-In-Aid Received Directly from Fed Govt</b>		0	0	0	0	0	0	0	0	0
175	<b>RESTRICTED GRANTS-IN-AID RECEIVED DIRECTLY FROM FEDERAL GOVT (4045-4090)</b>										
176	Head Start	4045	0								
177	Construction (Impact Aid)	4050	0	0				0			
178	MAGNET	4060	0	0				0			
179	Other Restricted Grants-In-Aid Received Directly from Federal Govt. (Describe & Itemize)	4090	0	0				0	0	0	0
180	<b>Total Restricted Grants-In-Aid Received Directly from Federal Govt.</b>		0	0				0	0	0	0
181	<b>RESTRICTED GRANTS-IN-AID RECEIVED FROM FEDERAL GOVT. THRU THE STATE (4100-4999)</b>										
182	<b>TITLE V</b>										
183	Title V - Flexibility and Accountability	4100	0	0			0	0			
184	Title V - SEA Projects	4105	0	0			0	0			
185	Title V - Rural Education Initiative (REI)	4107	0	0			0	0			
186	Title V - Other (Describe & Itemize)	4199	0	0			0	0			
187	<b>Total Title V</b>		0	0			0	0			
188	<b>FOOD SERVICE</b>										
189	Breakfast Start-Up Expansion	4200	0					0			
190	National School Lunch Program	4210	185,000					0			
191	Special Milk Program	4215	1,500					0			
192	School Breakfast Program	4220	7,250					0			
193	Summer Food Service Admin/Program	4225	0					0			
194	Child and Adult Care Food Program	4226	0					0			
195	Fresh Fruit and Vegetables	4240	0					0			
196	Food Service - Other (Describe & Itemize)	4299	0					0			
197	<b>Total Food Service</b>		193,750					0			
198	<b>TITLE I</b>										
199	Title I - Low Income	4300	120,475	0			0	0			
200	Title I - Low Income - Neglected, Private	4305	0	0			0	0			



ESTIMATED RECEIPTS/REVENUES

	A	B	C	D	E	F	G	H	I	J	K
1			(10)	(20)	(30)	(40)	(50)	(60)	(70)	(80)	(90)
2	Description: Enter Whole Numbers Only	Acct #	Educational	Operations & Maintenance	Debt Service	Transportation	Municipal Retirement/ Social Security	Capital Projects	Working Cash	Tort	Fire Prevention & Safety
201	Title I - Migrant Education	4340	0	0		0	0				
202	Title I - Other (Describe & Itemize)	4399	0	0		0	0				
203	<b>Total Title I</b>		120,475	0		0	0				
204	<b>TITLE IV</b>										
205	Title IV - Student Support & Academic Enrichment Grant	4400	11,600	0		0	0				
206	Title IV - 21st Century	4421	0	0		0	0				
207	Title IV - Other (Describe & Itemize)	4499	0	0		0	0				
208	<b>Total Title IV</b>		11,600	0		0	0				
209	<b>FEDERAL - SPECIAL EDUCATION</b>										
210	Federal Special Education - Preschool Flow-Through	4600	15,900	0		0	0				
211	Federal Special Education - Preschool Discretionary	4605	0	0		0	0				
212	Federal Special Education - IDEA Flow Through	4620	475,000	0		0	0				
213	Federal Special Education - IDEA Room & Board	4625	0	0		0	0				
214	Federal Special Education - IDEA Discretionary	4630	0	0		0	0				
215	Federal Special Education - IDEA - Other (Describe & Itemize)	4699	0	0		0	0				
216	<b>Total Federal Special Education</b>		490,900	0		0	0				
217	<b>CTE - PERKINS</b>										
218	CTE - Perkins-Title III E Tech Prep	4770	0	0			0				
219	CTE - Other (Describe & Itemize)	4799	0	0			0				
220	<b>Total CTE - Perkins</b>		0	0			0				
221	Federal - Adult Education	4810	0	0			0				
222	ARRA - General State Aid - Education Stabilization	4850	0	0	0	0	0	0		0	0
223	ARRA - Title I - Low Income	4851	0	0		0	0				
224	ARRA - Title I - Neglected, Private	4852	0	0	0	0	0	0		0	0
225	ARRA - Title I - Delinquent, Private	4853	0	0	0	0	0	0		0	0
226	ARRA - Title I - School Improvement (Part A)	4854	0	0	0	0	0	0		0	0
227	ARRA - Title I - School Improvement (Section 1003g)	4855	0	0	0	0	0	0		0	0
228	ARRA - IDEA - Part B - Preschool	4856	0	0	0	0	0	0		0	0
229	ARRA - IDEA - Part B - Flow-Through	4857	0	0	0	0	0	0		0	0
230	ARRA - Title IID - Technology - Formula	4860	0	0	0	0	0	0		0	0
231	ARRA - Title IID - Technology - Competitive	4861	0	0	0	0	0	0		0	0
232	ARRA - McKinney - Vento Homeless Education	4862	0	0		0	0				
233	ARRA - Child Nutrition Equipment Assistance	4863	0	0							
234	Impact Aid Formula Grants	4864	0	0	0	0	0	0		0	0
235	Impact Aid Competitive Grants	4865	0	0	0	0	0	0		0	0
236	Qualified Zone Academy Bond Tax Credits	4866	0	0	0	0	0	0		0	0
237	Qualified School Construction Bond Credits	4867	0	0	0	0	0	0		0	0
238	Build America Bond Tax Credits	4868	0	0	0	0	0	0		0	0
239	Build America Bond Interest Reimbursement	4869	0	0	0	0	0	0		0	0
240	ARRA - General State Aid - Other Government Services Stabilization	4870	0	0	0	0	0	0		0	0
241	Other ARRA Funds - II	4871	0	0	0	0	0	0		0	0
242	Other ARRA Funds - III	4872	0	0	0	0	0	0		0	0
243	Other ARRA Funds - IV	4873	0	0	0	0	0	0		0	0
244	Other ARRA Funds - V	4874	0	0	0	0	0	0		0	0
245	ARRA - Early Childhood	4875	0	0	0	0	0	0		0	0
246	Other ARRA Funds - VII	4876	0	0	0	0	0	0		0	0
247	Other ARRA Funds - VIII	4877	0	0	0	0	0	0		0	0
248	Other ARRA Funds - IX	4878	0	0	0	0	0	0		0	0
249	Other ARRA Funds - X	4879	0	0	0	0	0	0		0	0
250	Other ARRA Funds - Ed Job Fund Program	4880	0	0	0	0	0	0		0	0
251	<b>Total Stimulus Programs</b>		0	0	0	0	0	0		0	0

ESTIMATED RECEIPTS/REVENUES

1	A	B	C	D	E	F	G	H	I	J	K
2	Description: Enter Whole Numbers Only	Acct #	(10) Educational	(20) Operations & Maintenance	(30) Debt Service	(40) Transportation	(50) Municipal Retirement/ Social Security	(60) Capital Projects	(70) Working Cash	(80) Tort	(90) Fire Prevention & Safety
252	Race to the Top Program	4901	0								
253	Race to the Top - Preschool Expansion Grant	4902	0	0		0	0				
254	Title III - Instruction for English Learners & Immigrant Students	4905	0			0	0				
255	Title III - English Language Acquisition	4909	0			0	0				
256	McKinney Education for Homeless Children	4920	0	0		0	0				
257	Title II - Eisenhower - Professional Development Formula	4930	0	0		0	0				
258	Title II - Teacher Quality	4932	33,375	0		0	0				
259	Federal Charter Schools	4960	0	0		0	0				
260	State Assessment Grants	4981	0	0		0	0				
261	Grant for State Assessments and Related Activities	4982	0	0		0	0				
262	Medicaid Matching Funds - Administrative Outreach	4991	25,000	0		0	0				
263	Medicaid Matching Funds - Fee-For-Service Program	4992	38,250	0		17,000	0				
264	Other Restricted Grants Received from Federal Government through State (Describe & Itemize)	4999	0	0		0	0	0			0
265	<b>Total Restricted Grants-In-Aid Received from Federal Govt. Thru the State</b>		913,350	0	0	17,000	0	0		0	0
266	<b>TOTAL RECEIPTS/REVENUES FROM FEDERAL SOURCES</b>	<b>4000</b>	913,350	0	0	17,000	0	0	0	0	0
267	<b>TOTAL DIRECT RECEIPTS/REVENUES</b>		16,136,222	1,801,421	847,918	976,078	485,978	0	14,500	0	0

ESTIMATED DISBURSEMENTS/EXPENDITURES

1	A	B	C	D	E	F	G	H	I	J	K
2	Description: Enter Whole Numbers Only	Funct #	(100) Salaries	(200) Employee Benefits	(300) Purchased Services	(400) Supplies & Materials	(500) Capital Outlay	(600) Other Objects	(700) Non-Capitalized Equipment	(800) Termination Benefits	(900) Total
3	<b>10 - EDUCATIONAL FUND (ED)</b>										
4	<b>INSTRUCTION (ED)</b>	<b>1000</b>									
5	Regular Programs	1100	6,015,000	1,135,157	280,525	471,750	150,000	10,000	0	0	8,062,432
6	Tuition Payment to Charter Schools	1115			0						0
7	Pre-K Programs	1125	132,450	12,885	8,716	15,000	25,000	2,500	0	0	196,551
8	Special Education Programs (Functions 1200 - 1220)	1200	1,692,000	251,674	21,493	21,100	8,400	500	0	0	1,995,167
9	Special Education Programs Pre-K	1225	0	0	0	0	0	0	0	0	0
10	Remedial and Supplemental Programs K-12	1250	226,000	40,544	62,560	56,100	10,000	0	0	0	395,204
11	Remedial and Supplemental Programs Pre-K	1275	0	0	0	0	0	0	0	0	0
12	Adult/Continuing Education Programs	1300	0	0	0	0	0	0	0	0	0
13	CTE Programs	1400	0	0	0	0	0	0	0	0	0
14	Interscholastic Programs	1500	0	0	6,000	5,900	0	2,500	0	0	14,400
15	Summer School Programs	1600	10,000	0	0	0	0	0	0	0	10,000
16	Gifted Programs	1650	0	0	0	0	0	0	0	0	0
17	Driver's Education Programs	1700	0	0	0	0	0	0	0	0	0
18	Bilingual Programs	1800	0	0	0	0	0	0	0	0	0
19	Truant Alternative & Optional Programs	1900	0	0	0	0	0	0	0	0	0
20	Pre-K Programs - Private Tuition	1910						0			0
21	Regular K-12 Programs Private Tuition	1911						0			0
22	Special Education Programs K-12 Private Tuition	1912						519,250			519,250
23	Special Education Programs Pre-K Tuition	1913						0			0
24	Remedial/Supplemental Programs K-12 Private Tuition	1914						0			0
25	Remedial/Supplemental Programs Pre-K Private Tuition	1915						0			0
26	Adult/Continuing Education Programs Private Tuition	1916						0			0
27	CTE Programs Private Tuition	1917						0			0
28	Interscholastic Programs Private Tuition	1918						0			0
29	Summer School Programs Private Tuition	1919						0			0
30	Gifted Programs Private Tuition	1920						0			0
31	Bilingual Programs Private Tuition	1921						0			0
32	Truants Alternative/Opt Ed Programs Private Tuition	1922						0			0
33	<b>Total Instruction<sup>14</sup></b>	<b>1000</b>	<b>8,075,450</b>	<b>1,440,260</b>	<b>379,294</b>	<b>569,850</b>	<b>193,400</b>	<b>534,750</b>	<b>0</b>	<b>0</b>	<b>11,193,004</b>
34	<b>SUPPORT SERVICES (ED)</b>	<b>2000</b>									
35	<b>Support Services - Pupil</b>	<b>2100</b>									
36	Attendance & Social Work Services	2110	289,000	48,523	0	1,000	0	0	0	0	338,523
37	Guidance Services	2120	0	0	0	0	0	0	0	0	0
38	Health Services	2130	133,250	22,980	30,000	4,000	2,000	0	0	0	192,230
39	Psychological Services	2140	86,000	12,148	15,000	500	0	0	0	0	113,648
40	Speech Pathology & Audiology Services	2150	372,000	60,107	2,000	1,500	0	0	0	0	435,607
41	Other Support Services - Pupils (Describe & Itemize)	2190	79,000	0	0	0	0	0	0	0	79,000
42	<b>Total Support Services - Pupil</b>	<b>2100</b>	<b>959,250</b>	<b>143,758</b>	<b>47,000</b>	<b>7,000</b>	<b>2,000</b>	<b>0</b>	<b>0</b>	<b>0</b>	<b>1,159,008</b>
43	<b>Support Services - Instructional Staff</b>	<b>2200</b>									
44	Improvement of Instruction Services	2210	105,960	23,496	41,250	5,000	6,150	0	0	0	181,856
45	Educational Media Services	2220	41,000	0	6,500	0	0	0	0	0	47,500
46	Assessment & Testing	2230	0	0	20,000	10,000	0	0	0	0	30,000
47	<b>Total Support Services - Instructional Staff</b>	<b>2200</b>	<b>146,960</b>	<b>23,496</b>	<b>67,750</b>	<b>15,000</b>	<b>6,150</b>	<b>0</b>	<b>0</b>	<b>0</b>	<b>259,356</b>
48	<b>Support Services - General Administration</b>	<b>2300</b>									
49	Board of Education Services	2310	2,460	0	292,250	2,500	0	10,000	0	0	307,210
50	Executive Administration Services	2320	206,400	57,350	44,000	8,000	8,000	7,500	0	0	331,250
51	Special Area Administration Services	2330	84,407	39,271	3,000	5,000	7,500	2,000	0	0	141,178
52	Tort Immunity Services	2360 - 2370	0	0	0	0	0	0	0	0	0
53	<b>Total Support Services - General Administration</b>	<b>2300</b>	<b>293,267</b>	<b>96,621</b>	<b>339,250</b>	<b>15,500</b>	<b>15,500</b>	<b>19,500</b>	<b>0</b>	<b>0</b>	<b>779,638</b>
54	<b>Support Services - School Administration</b>	<b>2400</b>									
55	Office of the Principal Services	2410	565,515	238,028	5,500	6,000	2,000	3,000	0	0	820,043
56	Other Support Services - School Administration (Describe & Itemize)	2490	0	0	0	0	0	0	0	0	0
57	<b>Total Support Services - School Administration</b>	<b>2400</b>	<b>565,515</b>	<b>238,028</b>	<b>5,500</b>	<b>6,000</b>	<b>2,000</b>	<b>3,000</b>	<b>0</b>	<b>0</b>	<b>820,043</b>

1	A	B	C	D	E	F	G	H	I	J	K
2	Description: Enter Whole Numbers Only	Funct #	(100) Salaries	(200) Employee Benefits	(300) Purchased Services	(400) Supplies & Materials	(500) Capital Outlay	(600) Other Objects	(700) Non-Capitalized Equipment	(800) Termination Benefits	(900) Total
58	<b>Support Services - Business</b>	<b>2500</b>									
59	Direction of Business Support Services	2510	115,636	44,852	58,000	7,500	8,000	7,500	0	0	241,488
60	Fiscal Services	2520	40,400	10,440	7,750	500	0	250	0	0	59,340
61	Operation & Maintenance of Plant Services	2540	0	93,960	0	0	0	0	0	0	93,960
62	Pupil Transportation Services	2550	0	0	0	0	0	0	0	0	0
63	Food Services	2560	205,000	31,320	17,700	206,000	15,000	3,000	0	0	478,020
64	Internal Services	2570	0	0	0	0	0	0	0	0	0
65	<b>Total Support Services - Business</b>	<b>2500</b>	<b>361,036</b>	<b>180,572</b>	<b>83,450</b>	<b>214,000</b>	<b>23,000</b>	<b>10,750</b>	<b>0</b>	<b>0</b>	<b>872,808</b>
66	<b>Support Services - Central</b>	<b>2600</b>									
67	Direction of Central Support Services	2610	0	0	0	0	0	0	0	0	0
68	Planning, Research, Development & Evaluation Services	2620	0	0	0	0	0	0	0	0	0
69	Information Services	2630	0	0	0	0	0	0	0	0	0
70	Staff Services	2640	0	0	0	0	0	0	0	0	0
71	Data Processing Services	2660	209,655	41,760	16,200	6,000	12,500	250	0	0	286,365
72	<b>Total Support Services - Central</b>	<b>2600</b>	<b>209,655</b>	<b>41,760</b>	<b>16,200</b>	<b>6,000</b>	<b>12,500</b>	<b>250</b>	<b>0</b>	<b>0</b>	<b>286,365</b>
73	<b>Other Support Services (Describe &amp; Itemize)</b>	<b>2900</b>	0	0	0	0	0	0	0	0	0
74	<b>Total Support Services</b>	<b>2000</b>	<b>2,535,683</b>	<b>724,235</b>	<b>559,150</b>	<b>263,500</b>	<b>61,150</b>	<b>33,500</b>	<b>0</b>	<b>0</b>	<b>4,177,218</b>
75	<b>COMMUNITY SERVICES (ED)</b>	<b>3000</b>	114,276	11,107	3,500	12,500	2,500	3,000	0	0	146,883
76	<b>PAYMENTS TO OTHER DIST &amp; GOVT UNITS (ED)</b>	<b>4000</b>									
77	<b>Payments to Other Dist &amp; Govt Units (In-State)</b>	<b>4100</b>									
78	Payments for Regular Programs	4110			0			0			0
79	Payments for Special Education Programs	4120			555,000			2,500			557,500
80	Payments for Adult/Continuing Education Programs	4130			0			0			0
81	Payments for CTE Programs	4140			0			0			0
82	Payments for Community College Programs	4170			0			0			0
83	Other Payments to In-State Govt Units (Describe & Itemize)	4190			0			0			0
84	<b>Total Payments to Other Dist &amp; Govt Units (In-State)</b>	<b>4100</b>			<b>555,000</b>			<b>2,500</b>			<b>557,500</b>
85	Payments for Regular Programs - Tuition	4210						0			0
86	Payments for Special Education Programs - Tuition	4220						0			0
87	Payments for Adult/Continuing Education Programs - Tuition	4230						0			0
88	Payments for CTE Programs - Tuition	4240						0			0
89	Payments for Community College Programs - Tuition	4270						0			0
90	Payments for Other Programs - Tuition	4280						0			0
91	Other Payments to In-State Govt Units (Describe & Itemize)	4290						0			0
92	<b>Total Payments to Other Dist &amp; Govt Units - Tuition (In State)</b>	<b>4200</b>						<b>0</b>			<b>0</b>
93	Payments for Regular Programs - Transfers	4310						0			0
94	Payments for Special Education Programs - Transfers	4320						0			0
95	Payments for Adult/Continuing Ed Programs - Transfers	4330						0			0
96	Payments for CTE Programs - Transfers	4340						0			0
97	Payments for Community College Program - Transfers	4370						0			0
98	Payments for Other Programs - Transfers	4380						0			0
99	Other Payments to In-State Govt Units - Transfers (Describe & Itemize)	4390			0			0			0
100	<b>Total Payments to Other Dist &amp; Govt Units-Transfers (In State)</b>	<b>4300</b>			<b>0</b>			<b>0</b>			<b>0</b>
101	Payments to Other Dist & Govt Units (Out of State)	4400			0			0			0
102	<b>Total Payments to Other Dist &amp; Govt Units</b>	<b>4000</b>			<b>555,000</b>			<b>2,500</b>			<b>557,500</b>
103	<b>DEBT SERVICE (ED)</b>	<b>5000</b>									
104	<b>Debt Service - Interest on Short-Term Debt</b>	<b>5100</b>									
105	Tax Anticipation Warrants	5110						0			0
106	Tax Anticipation Notes	5120						0			0
107	Corporate Personal Property Repl Tax Anticipated Notes	5130						0			0
108	State Aid Anticipation Certificates	5140						0			0
109	Other Interest on Short-Term Debt (Describe & Itemize)	5150						0			0
110	<b>Total Debt Service - Interest on Short-Term Debt</b>	<b>5100</b>						<b>0</b>			<b>0</b>
111	<b>Debt Service - Interest on Long-Term Debt</b>	<b>5200</b>						0			0
112	<b>Total Debt Service</b>	<b>5000</b>						<b>0</b>			<b>0</b>

1	A	B	C	D	E	F	G	H	I	J	K
2	Description: Enter Whole Numbers Only	Funct #	(100) Salaries	(200) Employee Benefits	(300) Purchased Services	(400) Supplies & Materials	(500) Capital Outlay	(600) Other Objects	(700) Non-Capitalized Equipment	(800) Termination Benefits	(900) Total
113	PROVISION FOR CONTINGENCIES (ED)	6000						25,000			25,000
114	Total Direct Disbursements/Expenditures		10,725,409	2,175,602	1,496,944	845,850	257,050	598,750	0	0	16,099,605
115	Excess (Deficiency) of Receipts/Revenues Over Disbursements/Expenditures										36,617
117	<b>20 - OPERATIONS AND MAINTENANCE FUND (O&amp;M)</b>										
118	SUPPORT SERVICES (O&M)	2000									
119	Support Services - Pupil	2100									
120	Other Support Services - Pupils (Describe & Itemize)	2190	0	0	0	0	0	0	0	0	0
121	Support Services - Business	2500									
122	Direction of Business Support Services	2510	0	0	0	0	0	0	0	0	0
123	Facilities Acquisition & Construction Services	2530	0	0	30,000	0	770,000	0	0	0	800,000
124	Operation & Maintenance of Plant Services	2540	427,000	0	167,000	372,000	10,000	0	0	0	976,000
125	Pupil Transportation Services	2550	0	0	0	0	0	0	0	0	0
126	Food Services	2560					0				0
127	Total Support Services - Business	2500	427,000	0	197,000	372,000	780,000	0	0	0	1,776,000
128	Other Support Services (Describe & Itemize)	2900	0	0	0	0	0	0	0	0	0
129	Total Support Services	2000	427,000	0	197,000	372,000	780,000	0	0	0	1,776,000
130	COMMUNITY SERVICES (O&M)	3000	0	0	0	0	0	0	0	0	0
131	PAYMENTS TO OTHER DIST & GOVT UNITS (O&M)	4000									
132	Payments to Other Dist & Govt Units (In-State)	4100									
133	Payments for Regular Programs	4110			0			0			0
134	Payments for Special Education Programs	4120			0			0			0
135	Payments for CTE Program	4140			0			0			0
136	Other Payments to In-State Govt Units (Describe & Itemize)	4190			0			0			0
137	Total Payments to Other Dist & Govt Units (In-State)	4100			0			0			0
138	Payments to Other Dist & Govt Units (Out of State) <sup>14</sup>	4400						0			0
139	Total Payments to Other Dist & Govt Unit	4000			0			0			0
140	DEBT SERVICE (O&M)	5000									
141	Debt Service - Interest on Short-Term Debt	5100									
142	Tax Anticipation Warrants	5110						0			0
143	Tax Anticipation Notes	5120						0			0
144	Corporate Personal Prop Repl Tax Anticipated Notes	5130						0			0
145	State Aid Anticipation Certificates	5140						0			0
146	Other Interest on Short-Term Debt (Describe & Itemize)	5150						0			0
147	Total Debt Service - Interest on Short-Term Debt	5100						0			0
148	Debt Service - Interest on Long-Term Debt	5200						0			0
149	Total Debt Service	5000						0			0
150	PROVISION FOR CONTINGENCIES (O&M)	6000						15,000			15,000
151	Total Direct Disbursements/Expenditures		427,000	0	197,000	372,000	780,000	15,000	0	0	1,791,000
152	Excess (Deficiency) of Receipts/Revenues Over Disbursements/Expenditures										10,421
154	<b>30 - DEBT SERVICE FUND (DS)</b>										
155	PAYMENTS TO OTHER DIST & GOVT UNITS (DS)	4000									
156	Payments to Other Dist & Govt Units (In-State)	4100									
157	Payments for Regular Programs	4110						0			0
158	Payments for Special Education Programs	4120						0			0
159	Other Payments to In-State Govt Units (Describe & Itemize)	4190						0			0
160	Total Payments to Other Dist & Govt Units (In-State)	4000						0			0
161	DEBT SERVICE (DS)	5000									
162	Debt Service - Interest on Short-Term Debt	5100									
163	Tax Anticipation Warrants	5110						0			0
164	Tax Anticipation Notes	5120						0			0

1	A	B	C	D	E	F	G	H	I	J	K
2	Description: Enter Whole Numbers Only	Func #	(100) Salaries	(200) Employee Benefits	(300) Purchased Services	(400) Supplies & Materials	(500) Capital Outlay	(600) Other Objects	(700) Non-Capitalized Equipment	(800) Termination Benefits	(900) Total
165	Corporate Personal Prop Repl Tax Anticipation Notes	5130						0			0
166	State Aid Anticipation Certificates	5140						0			0
167	Other Interest on Short-Term Debt <i>(Describe &amp; Itemize)</i>	5150						0			0
168	<b>Total Debt Service - Interest On Short-Term Debt</b>	<b>5100</b>						<b>0</b>			<b>0</b>
169	<b>Debt Service - Interest on Long-Term Debt</b>	<b>5200</b>						110,000			110,000
170	Debt Service - Payments of Principal on Long-Term Debt <sup>15</sup> <i>(Lease/Purchase Principal Retired)</i>	5300						720,000			720,000
171	Debt Service Other <i>(Describe &amp; Itemize)</i>	5400			0			900			900
172	<b>Total Debt Service</b>	<b>5000</b>			<b>0</b>			<b>830,900</b>			<b>830,900</b>
173	<b>PROVISION FOR CONTINGENCIES (DS)</b>	<b>6000</b>						5,000			5,000
174	<b>Total Direct Disbursements/Expenditures</b>				<b>0</b>			<b>835,900</b>			<b>835,900</b>
175	Excess (Deficiency) of Receipts/Revenues Over Disbursements/Expenditures										12,018
176											
177	<b>40 - TRANSPORTATION FUND (TR)</b>										
178	<b>SUPPORT SERVICES (TR)</b>	<b>2000</b>									
179	<b>Support Services - Pupils</b>	<b>2100</b>									
180	Other Support Services - Pupils <i>(Describe &amp; Itemize)</i>	2190	0	0	0	0	0	0	0	0	0
181	<b>Support Services - Business</b>										
182	Pupil Transportation Services	2550	0	0	1,003,000	0	0	0	0	0	1,003,000
183	Other Support Services <i>(Describe &amp; Itemize)</i>	2900	0	0	0	0	0	0	0	0	0
184	<b>Total Support Services</b>	<b>2000</b>	<b>0</b>	<b>0</b>	<b>1,003,000</b>	<b>0</b>	<b>0</b>	<b>0</b>	<b>0</b>	<b>0</b>	<b>1,003,000</b>
185	<b>COMMUNITY SERVICES (TR)</b>	<b>3000</b>	<b>0</b>	<b>0</b>	<b>0</b>	<b>0</b>	<b>0</b>	<b>0</b>	<b>0</b>	<b>0</b>	<b>0</b>
186	<b>PAYMENTS TO OTHER DIST &amp; GOVT UNITS (TR)</b>	<b>4000</b>									
187	<b>Payments to Other Dist &amp; Govt Units (In-State)</b>	<b>4100</b>									
188	Payments for Regular Program	4110			0			0			0
189	Payments for Special Education Programs	4120			0			1,000			1,000
190	Payments for Adult/Continuing Education Programs	4130			0			0			0
191	Payments for CTE Programs	4140			0			0			0
192	Payments for Community College Programs	4170			0			0			0
193	Other Payments to In-State Govt Units <i>(Describe &amp; Itemize)</i>	4190			0			0			0
194	<b>Total Payments to Other Dist &amp; Govt Units (In-State)</b>	<b>4100</b>			<b>0</b>			<b>1,000</b>			<b>1,000</b>
195	Payments to Other Dist & Govt Units (Out-of-State) <i>(Describe &amp; Itemize)</i>	4400			0			0			0
196	<b>Total Payments to Other Dist &amp; Govt Units</b>	<b>4000</b>			<b>0</b>			<b>1,000</b>			<b>1,000</b>
197	<b>DEBT SERVICE (TR)</b>	<b>5000</b>									
198	<b>Debt Service - Interest on Short-Term Debt</b>	<b>5100</b>									
199	Tax Anticipation Warrants	5110						0			0
200	Tax Anticipation Notes	5120						0			0
201	Corporate Personal Prop Repl Tax Anticipation Notes	5130						0			0
202	State Aid Anticipation Certificates	5140						0			0
203	Other Interest on Short-Term Debt <i>(Describe and Itemize)</i>	5150						0			0
204	<b>Total Debt Service - Interest On Short-Term Debt</b>	<b>5100</b>						<b>0</b>			<b>0</b>
205	<b>Debt Service - Interest on Long-Term Debt</b>	<b>5200</b>						0			0
206	Debt Service - Payments of Principal on Long-Term Debt <sup>15</sup> <i>(Lease/Purchase Principal Retired)</i>	5300						0			0
207	Debt Service - Other <i>(Describe and Itemize)</i>	5400						0			0
208	<b>Total Debt Service</b>	<b>5000</b>						<b>0</b>			<b>0</b>
209	<b>PROVISION FOR CONTINGENCIES (TR)</b>	<b>6000</b>						20,000			20,000
210	<b>Total Direct Disbursements/Expenditures</b>		<b>0</b>	<b>0</b>	<b>1,003,000</b>	<b>0</b>	<b>0</b>	<b>21,000</b>	<b>0</b>	<b>0</b>	<b>1,024,000</b>
211	Excess (Deficiency) of Receipts/Revenues Over Disbursements/Expenditures										(47,922)
212											

1	A	B	C	D	E	F	G	H	I	J	K
2	Description: Enter Whole Numbers Only	Funct #	(100) Salaries	(200) Employee Benefits	(300) Purchased Services	(400) Supplies & Materials	(500) Capital Outlay	(600) Other Objects	(700) Non-Capitalized Equipment	(800) Termination Benefits	(900) Total
213	<b>50 - MUNICIPAL RETIREMENT/SOC SEC FUND (MR/SS)</b>										
214	<b>INSTRUCTION (MR/SS)</b>	<b>1000</b>									
215	Regular Program	1100		87,218							87,218
216	Pre-K Programs	1125		8,350							8,350
217	Special Education Programs (Functions 1200-1220)	1200		137,260							137,260
218	Special Education Programs Pre-K	1225		0							0
219	Remedial and Supplemental Programs K-12	1250		3,277							3,277
220	Remedial and Supplemental Programs Pre-K	1275		0							0
221	Adult/Continuing Education Programs	1300		0							0
222	CTE Programs	1400		0							0
223	Interscholastic Programs	1500		0							0
224	Summer School Programs	1600		145							145
225	Gifted Programs	1650		0							0
226	Driver's Education Programs	1700		0							0
227	Bilingual Programs	1800		0							0
228	Truant Alternative & Optional Programs	1900		0							0
229	<b>Total Instruction</b>	<b>1000</b>		<b>236,250</b>							<b>236,250</b>
230	<b>SUPPORT SERVICES (MR/SS)</b>	<b>2000</b>									
231	<b>Support Services - Pupil</b>	<b>2100</b>									
232	Attendance & Social Work Services	2110		4,191							4,191
233	Guidance Services	2120		0							0
234	Health Services	2130		22,853							22,853
235	Psychological Services	2140		3,100							3,100
236	Speech Pathology & Audiology Services	2150		5,394							5,394
237	Other Support Services - Pupils (Describe & Itemize)	2190		7,374							7,374
238	<b>Total Support Services - Pupil</b>	<b>2100</b>		<b>42,912</b>							<b>42,912</b>
239	<b>Support Services - Instructional Staff</b>	<b>2200</b>									
240	Improvement of Instruction Services	2210		1,536							1,536
241	Educational Media Services	2220		7,032							7,032
242	Assessment & Testing	2230		0							0
243	<b>Total Support Services - Instructional Staff</b>	<b>2200</b>		<b>8,568</b>							<b>8,568</b>
244	<b>Support Services - General Administration</b>	<b>2300</b>									
245	Board of Education Services	2310		0							0
246	Executive Administration Services	2320		11,542							11,542
247	Special Area Administrative Services	2330		1,224							1,224
248	Claims Paid from Self Insurance Fund	2361		0							0
249	Workers' Compensation or Workers' Occupation Disease Acts Payments	2362		0							0
250	Unemployment Insurance Payments	2363		0							0
251	Insurance Payments (regular or self-insurance)	2364		0							0
252	Risk Management and Claims Services Payments	2365		0							0
253	Judgment and Settlements	2366		0							0
254	Educatl, Inspectl, Supervisory Serv. Related to Loss Prevention or Reduction	2367		0							0
255	Reciprocal Insurance Payments	2368		0							0
256	Legal Service	2369		0							0
257	<b>Total Support Services - General Administration</b>	<b>2300</b>		<b>12,766</b>							<b>12,766</b>
258	<b>Support Services - School Administration</b>	<b>2400</b>									
259	Office of the Principal Services	2410		25,952							25,952
260	Other Support Services - School Administration (Describe & Itemize)	2490		0							0
261	<b>Total Support Services - School Administration</b>	<b>2400</b>		<b>25,952</b>							<b>25,952</b>
262	<b>Support Services - Business</b>	<b>2500</b>									
263	Direction of Business Support Services	2510		1,843							1,843
264	Fiscal Services	2520		6,929							6,929
265	Facilities Acquisition & Construction Services	2530		0							0
266	Operation & Maintenance of Plant Service	2540		70,381							70,381
267	Pupil Transportation Services	2550		0							0
268	Food Services	2560		34,683							34,683
269	Internal Services	2570		0							0
270	<b>Total Support Services - Business</b>	<b>2500</b>		<b>113,836</b>							<b>113,836</b>
271	<b>Support Services - Central</b>	<b>2600</b>									
272	Direction of Central Support Services	2610		0							0
273	Planning, Research, Development & Evaluation Services	2620		0							0
274	Information Services	2630		0							0
275	Staff Services	2640		0							0

1	A	B	C	D	E	F	G	H	I	J	K
2	Description: Enter Whole Numbers Only	Funct #	(100) Salaries	(200) Employee Benefits	(300) Purchased Services	(400) Supplies & Materials	(500) Capital Outlay	(600) Other Objects	(700) Non-Capitalized Equipment	(800) Termination Benefits	(900) Total
276	Data Processing Services	2660		36,038							36,038
277	<b>Total Support Services - Central</b>	<b>2600</b>		36,038							36,038
278	<b>Other Support Services (Describe &amp; Itemize)</b>	<b>2900</b>		0							0
279	<b>Total Support Services</b>	<b>2000</b>		240,072							240,072
280	<b>COMMUNITY SERVICES (MR/SS)</b>	<b>3000</b>		18,535							18,535
281	<b>PAYMENTS TO OTHER DIST &amp; GOVT UNITS (MR/SS)</b>	<b>4000</b>									
282	Payments for Regular Programs	4110		0							0
283	Payments for Special Education Programs	4120		0							0
284	Payments for CTE Programs	4140		0							0
285	<b>Total Payments to Other Dist &amp; Govt Units</b>	<b>4000</b>		0							0
286	<b>DEBT SERVICE (MR/SS)</b>	<b>5000</b>									
287	<b>Debt Service - Interest on Short-Term Debt</b>	<b>5100</b>									
288	Tax Anticipation Warrants	5110						0			0
289	Tax Anticipation Notes	5120						0			0
290	Corporate Personal Prop Repl Tax Anticipation Notes	5130						0			0
291	State Aid Anticipation Certificates	5140						0			0
292	Other (Describe & Itemize)	5150						0			0
293	<b>Total Debt Service</b>	<b>5000</b>						0			0
294	<b>PROVISION FOR CONTINGENCIES (MR/SS)</b>	<b>6000</b>						15,000			15,000
295	<b>Total Direct Disbursements/Expenditures</b>			494,857				15,000			509,857
296	<b>Excess (Deficiency) of Receipts/Revenues Over Disbursements/Expenditures</b>										(23,879)
297											
298	<b>60 - CAPITAL PROJECTS (CP)</b>										
299	<b>SUPPORT SERVICES (CP)</b>	<b>2000</b>									
300	<b>Support Services - Business</b>										
301	Facilities Acquisition & Construction Services	2530	0	0	0	0	0	0	0		0
302	Other Support Services (Describe & Itemize)	2900	0	0	0	0	0	0	0		0
303	<b>Total Support Services</b>	<b>2000</b>	<b>0</b>	<b>0</b>	<b>0</b>	<b>0</b>	<b>0</b>	<b>0</b>	<b>0</b>		<b>0</b>
304	<b>PAYMENTS TO OTHER DIST &amp; GOVT UNITS (CP)</b>	<b>4000</b>									
305	<b>Payments to Other Dist &amp; Govt Units (In-State)</b>	<b>4100</b>									
306	Payments to Regular Programs	4110			0			0			0
307	Payment for Special Education Programs	4120			0			0			0
308	Payment for CTE Programs	4140			0			0			0
309	Payments to Other Govt Units (In-State) (Describe & Itemize)	4190			0			0			0
310	<b>Total Payments to Other Districts &amp; Govt Units</b>	<b>4000</b>			0			0			0
311	<b>PROVISION FOR CONTINGENCIES (CP)</b>	<b>6000</b>						0			0
312	<b>Total Direct Disbursements/Expenditures</b>		<b>0</b>	<b>0</b>	<b>0</b>	<b>0</b>	<b>0</b>	<b>0</b>	<b>0</b>		<b>0</b>
313	<b>Excess (Deficiency) of Receipts/Revenues Over Disbursements/Expenditures</b>										0
314											
315	<b>70 WORKING CASH FUND (WC)</b>										
316											
317	<b>80 - TORT FUND (TF)</b>										
318	<b>SUPPORT SERVICES - GENERAL ADMINISTRATION</b>	<b>2000</b>									
319	Claims Paid from Self Insurance Fund	2361	0	0	0	0	0	0	0		0
320	Workers' Compensation or Workers' Occupational Disease Act Payments	2362	0	0	0	0	0	0	0		0
321	Unemployment Insurance Payments	2363	0	0	0	0	0	0	0		0
322	Insurance Payments (regular or self-insurance)	2364	0	0	0	0	0	0	0		0
323	Risk Management and Claims Services Payments	2365	0	0	0	0	0	0	0		0
324	Judgment and Settlements	2366	0	0	0	0	0	0	0		0



1	A	B	C	D	E	F	G	H	I	J	K
2	Description: Enter Whole Numbers Only	Funct #	(100) Salaries	(200) Employee Benefits	(300) Purchased Services	(400) Supplies & Materials	(500) Capital Outlay	(600) Other Objects	(700) Non-Capitalized Equipment	(800) Termination Benefits	(900) Total
325	Educatl, Inspecfl, Supervisory Serv Related to Loss Prevention or Reduction	2367	0	0	0	0	0	0	0		0
326	Reciprocal Insurance Payments	2368	0	0	0	0	0	0	0		0
327	Legal Service	2369	0	0	0	0	0	0	0		0
328	Property Insurance (Building & Grounds)	2371	0	0	0	0	0	0	0		0
329	Vehicle Insurance (Transportation)	2372	0	0	0	0	0	0	0		0
330	<b>Total Support Services - General Administration</b>	<b>2000</b>	<b>0</b>	<b>0</b>	<b>0</b>	<b>0</b>	<b>0</b>	<b>0</b>	<b>0</b>		<b>0</b>
331	<b>PAYMENTS TO OTHER DIST &amp; GOVT UNITS (TF)</b>	<b>4000</b>									
332	Payments for Regular Programs	4110						0			0
333	Payments for Special Education Programs	4120						0			0
334	<b>Total Payments to Other Dist &amp; Govt Units</b>	<b>4000</b>						<b>0</b>			<b>0</b>
335	<b>DEBT SERVICE (TF)</b>	<b>5000</b>									
336	<b>Debt Service - Interest on Short-Term Debt</b>										
337	Tax Anticipation Warrants	5110						0			0
338	Corporate Personal Property Replacement Tax Anticipation Notes	5130						0			0
339	Other Interest on Short-Term Debt <i>(Describe &amp; Itemize)</i>	5150						0			0
340	<b>Total Debt Service</b>	<b>5000</b>						<b>0</b>			<b>0</b>
341	<b>PROVISION FOR CONTINGENCIES (TF)</b>	<b>6000</b>						0			0
342	<b>Total Direct Disbursements/Expenditures</b>		<b>0</b>	<b>0</b>	<b>0</b>	<b>0</b>	<b>0</b>	<b>0</b>	<b>0</b>		<b>0</b>
343	<b>Excess (Deficiency) of Receipts/Revenues Over Disbursements/Expenditures</b>										<b>0</b>
344											
345	<b>90 - FIRE PREVENTION &amp; SAFETY FUND (FP&amp;S)</b>										
346	<b>SUPPORT SERVICES (FP&amp;S)</b>	<b>2000</b>									
347	<b>Support Services - Business</b>	<b>2500</b>									
348	Facilities Acquisition & Construction Services	2530	0	0	0	0	0	0	0		0
349	Operation & Maintenance of Plant Service	2540	0	0	0	0	0	0	0		0
350	<b>Total Support Services - Business</b>	<b>2500</b>	<b>0</b>	<b>0</b>	<b>0</b>	<b>0</b>	<b>0</b>	<b>0</b>	<b>0</b>		<b>0</b>
351	Other Support Services <i>(Describe &amp; Itemize)</i>	2900	0	0	0	0	0	0	0		0
352	<b>Total Support Services</b>	<b>2000</b>	<b>0</b>	<b>0</b>	<b>0</b>	<b>0</b>	<b>0</b>	<b>0</b>	<b>0</b>		<b>0</b>
353	<b>PAYMENTS TO OTHER DISTRICTS &amp; GOVT UNITS (FP&amp;S)</b>	<b>4000</b>									
354	Payments to Regular Programs	4110						0			0
355	Payments to Special Education Programs	4120						0			0
356	Other Payments to In-State Govt Units <i>(Describe &amp; Itemize)</i>	4190						0			0
357	<b>Total Payments to Other Districts &amp; Govt Units (FPS)</b>	<b>4000</b>						<b>0</b>			<b>0</b>
358	<b>DEBT SERVICE (FP&amp;S)</b>	<b>5000</b>									
359	<b>Debt Service - Interest on Short-Term Debt</b>	<b>5100</b>									
360	Tax Anticipation Warrants	5110						0			0
361	Other Interest on Short-Term Debt <i>(Describe &amp; Itemize)</i>	5150						0			0
362	<b>Total Debt Service - Interest on Short-Term Debt</b>	<b>5100</b>						<b>0</b>			<b>0</b>
363	<b>Debt Service - Interest on Long-Term Debt</b>	<b>5200</b>						0			0
364	<b>Debt Service - Payments of Principal on Long-Term Debt <sup>15</sup> (Lease/Purchase Principal Retired)</b>	<b>5300</b>						0			0
365	<b>Total Debt Service</b>	<b>5000</b>						<b>0</b>			<b>0</b>
366	<b>PROVISIONS FOR CONTINGENCIES (FP&amp;S)</b>	<b>6000</b>						0			0
367	<b>Total Direct Disbursements/Expenditures</b>		<b>0</b>	<b>0</b>	<b>0</b>	<b>0</b>	<b>0</b>	<b>0</b>	<b>0</b>		<b>0</b>
368	<b>Excess (Deficiency) of Receipts/Revenues Over Disbursements/Expenditures</b>										<b>0</b>

---

**This page is provided for detailed itemizations as requested within the body of the Report.**

---

1. Page 6. Line 81. Student supplies
2. Page 11. Line 41. Playground aide & Non-certified substitute salaries
3. Page 14. Line 171. Bond Amortization fees
4. Page 15. Line 237. IMRF, FICA, and Medicare for #2 above

	A	B	C	D	E	F
1	<b>DEFICIT BUDGET SUMMARY INFORMATION - Operating Funds Only</b>					
2	<b>Description</b>	<b>EDUCATIONAL FUND (10)</b>	<b>OPERATIONS &amp; MAINTENANCE FUND (20)</b>	<b>TRANSPORTATION FUND (40)</b>	<b>WORKING CASH FUND (70)</b>	<b>TOTAL</b>
3	<b>Direct Revenues</b>	16,136,222	1,801,421	976,078	14,500	<b>18,928,221</b>
4	<b>Direct Expenditures</b>	16,099,605	1,791,000	1,024,000		<b>18,914,605</b>
5	<b>Difference</b>	36,617	10,421	<b>(47,922)</b>	14,500	<b>13,616</b>
6	<b>Estimated Fund Balance - June 30, 2019</b>	11,182,917	2,512,456	756,965	1,136,862	<b>15,589,200</b>
7	<b>Balanced budget, no deficit reduction plan is required.</b>					
8	A deficit reduction plan is required if the local board of education adopts (or amends) the 2018-19 school district budget in which the "operating funds" listed above result in direct revenues (line 9) being less than direct expenditures (line 19) by an amount equal to or greater than one-third (1/3) of the ending fund balance (line 81).					
10	<b>Note:</b> The balance is determined using only the four funds listed above. That is, if the estimated ending fund balance is less than three times the deficit spending, the district must adopt and file with ISBE a deficit reduction plan to balance the shortfall within three years.					
12	The School Code, Section 17-1 (105 ILCS 5/17-1) - If the 2017-2018 Annual Financial Report (AFR) reflects a deficit as defined above (page 36), then the school district shall adopt and submit a deficit reduction plan (found here on page 20-24) to ISBE within 30 days after acceptance of the AFR.					
13	The deficit reduction plan, if required, is developed using ISBE guidelines and format.					

**ESTIMATED LIMITATION OF ADMINISTRATIVE COSTS**  
*(For Local Use Only)*

**This is an estimated Limitation of Administrative Costs Worksheet only and will not be accepted for Official Submission of the Limitation of Administrative Costs Worksheet.**

The worksheet is intended for use during the budgeting process to estimate the district's percent increase of FY2019 budgeted expenditures over FY2018 actual expenditures. Budget information is copied to this page. Insert the prior year estimated actual expenditures to compute the estimated percentage increase (decrease).

The official Limitation of Administrative Costs Worksheet is attached to the end of the Annual Financial Report (ISBE Form 50-35) and may be submitted in conjunction with that report.

An official Limitation of Administrative Costs Worksheet can also be found on the ISBE website at:

[Limitation of Administrative Costs](#)

ESTIMATED LIMITATION OF ADMINISTRATIVE COSTS WORKSHEET (Section 17-1.5 of the School Code)		School District Name: <b>Kinnikinnick CCSD #131</b>					
		RCDT Number: <b>04-101-1310-04</b>					
		Estimated Actual Expenditures, Fiscal Year 2018			Budgeted Expenditures, Fiscal Year 2019		
Description (Enter Whole Numbers Only)	Funct #	(10) Educational Fund	(20) Operations & Maintenance Fund	Total	(10) Educational Fund	(20) Operations & Maintenance Fund	Total
1. Executive Administration Services	2320	308,953		308,953	331,250		331,250
2. Special Area Administration Services	2330	126,251		126,251	141,178		141,178
3. Other Support Services - School Administration	2490	0		0	0		0
4. Direction of Business Support Services	2510	262,119	0	262,119	241,488	0	241,488
5. Internal Services	2570	0		0	0		0
6. Direction of Central Support Services	2610	0		0	0		0
7. Deduct - Early Retirement or other pension obligations required by state law and include above				0			0
<b>8. Totals</b>		<b>697,323</b>	<b>0</b>	<b>697,323</b>	<b>713,916</b>	<b>0</b>	<b>713,916</b>
<b>9. Estimated Percent Increase (Decrease) for FY2019 (Budgeted) over FY2018 (Actual)</b>							<b>2%</b>



**Reference Description**

---

- <sup>1</sup> Each fund balance should correspond to the fund balance reflected on the books as of June 30th - Balance Sheet Accounts #720 and #730 (audit figures, if available).
- <sup>2</sup> Accounting and Financial Reporting for Certain Grants and Other Financial Assistance. The "On-Behalf" Payments should only be reflected on this page (Budget Summary, Lines 10 and 20).
- <sup>3</sup> Requires the secretary of the school board to notify the county clerk (within 30 days of the transfer approval) to abate an equal amount of taxes to be next extended. See Sec. 10-22.14 & 17-2.11.
- <sup>3a</sup> Requires notification to the county clerk to abate an equal amount from taxes next extended. See section 10-22.14
- <sup>4</sup> Principal on Bonds Sold:
- (1) Funding Bonds are to be entered in the fund or funds in which the liability occurs.
  - (2) Refunding Bonds can be entered in the Debt Services Fund only.
  - (3) Building Bonds can be entered in the Capital Projects Fund only.
  - (4) Fire Prevention and Safety Bonds can be entered in the Fire Prevention & Safety Fund only.
- <sup>5</sup> The proceeds from the sale of school sites, buildings, or other real estate shall be used first to pay the principal and interest on any outstanding bonds on the property being sold, and after all such bonds have been retired, the remaining proceeds from the sale next shall be used by the school board to meet any urgent district needs as determined under Sections 2-3.12 and 17-2.11 of the School Code. Once these issues have been addressed, any remaining proceeds may be used for any other authorized purpose and for deposit into any district fund.
- <sup>6</sup> The School Code, Section 10-22.44 prohibits the transfer of interest earned on the investment of "any funds for purposes of Illinois Municipal Retirement under the Pension Code." This prohibition does not include funds for Social Security and Medicare-only purposes. For additional requirements on interest earnings, see 23 Illinois Administrative Code, Part 100, Section 100.50.
- <sup>7</sup> Cash plus investments must be greater than or equal to zero.
- <sup>8</sup> For cash basis budgets, this total will equal the Budget Summary - Total Direct Receipts/Revenues (Line 9) plus Total Other Sources of Funds (Line 46).
- <sup>9</sup> For cash basis budgets, this total will equal the Budget Summary - Total Direct Disbursements/Expenditures (Line 19) plus Total Other Uses of Funds (Line 79).
- <sup>10</sup> Working Cash Fund loans may be made to any district fund for which taxes are levied (Section 20-5 of the School Code).
- <sup>11</sup> Include revenue accounts 1110 through 1115, 1117, 1118 & 1120.
- <sup>12</sup> The School Code Section 17-2.2c. Tax for leasing educational facilities or computer technology or both, and for temporary relocation expense purposes.
- <sup>13</sup> Corporate personal property replacement tax revenue must be first applied to the Municipal Retirement/Social Security Fund to replace tax revenue lost due to the abolition of the corporate personal property tax (30 ILCS 115/12). This provision does not apply to taxes levied for Medicare-Only purposes.
- <sup>14</sup> Only tuition payments made to private facilities. See Functions 4200 or 4400 for estimated public facility disbursements/expenditures.
- <sup>15</sup> Payment towards the retirement of lease/purchase agreements or bonded/other indebtedness (principal only) otherwise reported within the fund - e.g.: alternate revenue bonds. (Describe & Itemize)
- <sup>16</sup> Only abolishment of Working Cash Fund must transfer its funds directly to the Educational Fund upon adoption of a resolution and at the close of the current school Year (see 105 ILCS 5/20-8 for further explanation)  
Only abatement of working cash fund can transfer its funds to any fund in most need of money  
(see 105 ILCS 5/20-10 for further explanation)

CHECK FOR ERRORS	
This worksheet checks various cells to assure that selected items are in balance. Out-of-balance conditions are accompanied by an error message. Errors must be corrected before the budget is finalized and submitted to ISBE.	
Budget Item References	Message
Is Deficit Reduction Plan Required?	<b>Congratulations! You have a balanced budget.</b>
If required, is Deficit Reduction Plan Completed (Page: DefReductPlan 20-24)?	
<b>1. Cover Page - CASH or ACCRUAL</b>	
Check one type of Accounting Basis used on the Cover sheet.	CASH
<b>2. Budget Summary: Other Sources (Page BudgetSum 2-3 - Acct 7000), must equal Other Uses (BudgetSum 2-3 - Acct. 8000).</b>	
Estimated Beginning Fund Balance July,1 2018 for all Funds (Cells C3 - K3) (Line must have a number or zero. Do not leave blank.)	OK
Transfer Among Funds (Funds 10, 20, 40 - Acct 7130 - Cells C29, D29, F29), must equal (Funds 10, 20 & 40 - Acct 8130 - Cells C52, D52, F52).	OK
Transfer of Interest (Funds 10 thru 90 - Acct 7140 - Cells C30:K30), must equal (Funds 10 thru 60, & 80 - Acct 8140 - Cells C53:H53, J53).	OK
Transfer to Debt Service to Pay Principal on Capital Leases (Fund 30 - Acct 7400 - Cell E39) must equal (Funds 10, 20 & 60 - Acct 8400 Cells C57:H60).	OK
Transfer to Debt Service to Pay Interest on Capital Leases (Fund 30 - Acct 7500 - Cell E40) must equal (Funds 10, 20 & 60 - Acct 8500 - Cells C61:H64).	OK
Transfer to Debt Service Fund to Pay Principal on Revenue Bonds (Fund 30 - Acct 7600 - Cell E41) must equal (Funds 10 & 20 - Acct 8600 - Cells C65:D68).	OK
Transfer to Debt Service to Pay Interest on Revenue Bonds (Fund 30 - Acct 7700 - Cell E42) must equal (Funds 10 & 20 - Acct 8700 - Cells C69:D72).	OK
Transfer to Capital Projects Fund (Fund 60 - Acct 7800 - Cell H43) must equal (Fund 10 & 20, Acct 8800 - Cells C73:D76).	OK
<b>3. Summary of Cash Transactions: Beginning Cash Balance on Hand July 1, 2018, (CashSum 4, All Funds), cannot be negative.</b>	
Educational (Fund 10 - Cell C3)	OK
Operations & Maintenance (Fund 20 - Cell D3)	OK
Debt Service (Fund 30 - Cell E3)	OK
Transportation (Fund 40 - Cell F3)	OK
Municipal Retirement/Social Security (Fund 50 - Cell G3)	OK
Capital Projects (Fund 60 - Cell H3)	OK
Working Cash (Fund 70 - Cell I3)	OK
Tort (Fund 80 - Cell J3)	OK
Fire Prevention & Safety (Fund 90 - Cell K3)	OK
<b>4. Summary of Cash Transactions: Ending Cash Balance on Hand June 30, 2019, (Page CashSum 4 - All Funds), cannot be negative.</b>	
Educational (Fund 10 - Cell C21)	OK
Operations & Maintenance (Fund 20 - Cell D21)	OK
Debt Service (Fund 30 - Cell E21)	OK
Transportation (Fund 40 - F21)	OK
Municipal Retirement/Social Security (Fund 50 - Cell G21)	OK
Capital Projects (Fund 60 - H21)	OK
Working Cash (Fund 70 - Cell I21)	OK
Tort (Fund 80 - Cell J21)	OK
Fire Prevention & Safety (Fund 90 - Cell K21)	OK
<b>5. Summary of Cash Transactions: Other Receipts, (Page CashSum 4), must equal Other Disbursements, (Page CashSum 4).</b>	
Interfund Loans Payable (Funds 10:60, 80, 90 - Acct 411 - Cells C6:H6, J6:K6) must equal Interfund Loans Receivable (Funds 10:20, 40, 70 - Acct 141 - Cells C15:D15, F15, I15).	OK
Interfund Loans Receivable (Funds 10, 20, 40 & 70 - Acct 141 - Cells C7:D7, F7, I7) must equal Interfund Loans Payable (Funds 10:60, 80, 90 - Acct 411 - Cells C16:H16, J16, K16).	OK

End of Balancing