

Kinnikinnick Internet and Basic Safety Curriculum





Kinnikinnick

Safety Curriculum

The Internet, e-mail, and other digital devices such as cell phones, iPods, and PDAs, have become popular tools for communicating in today's world. It is common for our students to use these devices to text their friends, chat online, and play games with others in their online gaming communities.

The anonymous environment of the Internet is an area of the utmost concern.

Unfortunately the same advances in computer and telecommunication technology that allow our children to reach out to new sources of knowledge and educational experiences are also leaving them vulnerable to exploitation and harm by online predators. Just as we teach our students to be responsible citizens in the classroom, school, and community, it is important to teach them to act responsibly on the Internet.

Although the state of Illinois mandates that Internet safety is taught in grades 3 and up, the Kinnikinnick School District believes there are basic safety principles that need to be in place beginning at the primary level (K-2). Therefore, a comprehensive K-8 Internet Safety curriculum has been developed which includes objectives for personal safety.

While these objectives may be taught at any time throughout the school year, the Kinnikinnick School District has designated APRIL as Internet Safety Awareness month.

A sincere thank you goes out to Chad Etnyre (Stone Creek), Amy Lewis(Kinnikinnick), Ann Molitor (Ledgewood) and Marissa Montalbano (Roscoe Middle) for their contributions to this document.





INTERNET SAFETY

Topics and Objective

Kindergarten

Activities highlighted in yellow must be taught.






General Safety

-  Stranger Danger
-  Trusted Adult

Activities:

- Video-The Safe Side
- Video-Stranger Safety
- K-2 Safety Pledge

Bullying

-  Classroom
-  Neighborhood
-  Daycare
-  School Bus
-  Playground

Activities:

You may choose from the activities listed below, or incorporate one of your own lessons that address the objectives.

- Read and discuss, Bootsie Barker Bites by Barbara Bottner
- Read and discuss Franklin is Bossy
- Read and discuss: Words Are Not for Hurting by Elizabeth Verdick (Author), Marieka Heinlen (Illustrator)

Citizenship

-  Rules
-  School Community

Activities:

- Importance of Classroom Rules
- Importance of School Rules





INTERNET SAFETY

Topics and Objective


First Grade

Activities highlighted in yellow must be taught.

General Safety

-  Stranger Danger
-  Trusted Adult

Cyber Safety

-  Parents supervise website usage






Activities:

- [K-2 Safety Pledge](#)
- [Video-Internet Safety](#)

You may choose from the activities listed below, or incorporate one of your own lessons that address the objectives.

- [Beat the Tricks](#)
- Video-Stranger Safety
- [The Web Connection: Basic Understanding of Internet](#)

Bullying (definition)

-  Classroom
-  Neighborhood
-  Playground
-  School Bus
-  Tattling vs. Helping

Activities:

- Read [Tattlin' Madeline-lesson](#)

You may choose from the activities listed below, or incorporate one of your own lessons that address the objectives.

- [Kids Against Bullying](#)
- [Stop Bullying Now!](#)
- Hononegah-Red Ribbon Week
- Read and discuss [Hooway For Wodney Wat](#) by Helen Lester
- Read and discuss [King Of The Playground](#) by Phyllis Reynolds Naylor and Nola Langner Malone
- Read: [The Meanest Thing to Say](#) by Bill Cosby

Citizenship

-  Rules
-  School Community

Activities:

- [Importance of Classroom Rules](#)
- [Importance of School Rules](#)





INTERNET SAFETY

Topics and Objective

Second Grade

Activities highlighted in yellow must be taught.







Cyber Safety

-  Trusted Websites
-  Parents supervise website usage

Activities:

- [K-2 Safety Pledge](#)
- [Video-Internet Safety](#)

Bullying (definition)

-  Classroom
-  Neighborhood
-  Playground
-  School Bus
-  Joking vs. Hurting
-  Tattling vs. Helping




Activities:

- [HCHS students \(RUDE\)\ teach mini lessons on bullying.](#)

You may choose from the activities listed below, or incorporate one of your own lessons that address the objectives.

- [Kids Against Bullying!](#)
- [Stop Bullying Now!](#)
- Read: [The Recess Queen](#), Alexis O'Neil
- Read: [Stop Bullying Bobby!: Helping Children Cope with Teasing and Bullying](#) by Dana Smith-Mansell and Suzanne Riggio
- Read [Sorry!](#) by Trudy Ludwig and Maurie J. Manning

Cyber Citizenship

-  Cyber Community
-  Cyber Citizen
-  Rules and Responsibilities of Cyber Citizenship

Activities:

- [Cyber Community Citizenship Lesson Plans](#)





INTERNET SAFETY

Topics and Objective

Third Grade

Activities highlighted in yellow must be taught.

Cyber Safety

-  Personal Information
-  Using electronic devices communicate safely.




Activities:

- [3-5 Internet Safety Pledge](#)
- [What is Private Information?](#)

You may choose from the activities listed below, or incorporate one of your own lessons that address the objectives.

- [NetSmartz Password Rap](#)
- [The First Adventure of the Three Cyber Pigs](#)

Cyber Bullying



-  Definition
-  Joking vs. Hurting
-  Tattling vs. Helping

Activities:

You may choose from the activities listed below, or incorporate one of your own lessons that address the objectives.

- Read-a-loud: [Bully on the Bus](#) (The Decision Is Your Series) by Carl W. Bosch (Author), Rebekah Strecker (Illustrator)
- Read-a-loud: [Abash and the Cyber-Bully \(Emotes!\)](#)
- by Matt Casper (Author), Ted Dorsey (Author)
- [Why Bullying Behaviors Create Problems](#)
- Read and discuss [Just Kidding](#) by Trudy Ludwig
- [Bullying Behaviors Can Take Place Online](#)

Cyber Citizenship

-  Cyber Community
-  Rules and Responsibilities of Cyber Citizenship

Activities:

- [i-Safe Cyber Citizenship Lesson](#)







INTERNET SAFETY

Topics and Objective

Fourth Grade

Activities highlighted in yellow must be taught.

Cyber Safety

-  Importance of strong passwords.
-  Recognizing, avoiding, and reporting inappropriate online communication (solicitation)
-  Protecting personal information.
-  Using electronic devices to communicate safely.




Activities:

- [3-6 Internet Safety Pledge](#)

You may choose from the activities listed below, or incorporate one of your own lessons that address the objectives.

- [Meet the Wizzy Wigs](#)
- [Which Wizzy Wig is Which? \(situation cards\)](#)
- [Powerful Passwords](#)
- [My Space Security Settings for Parents](#)

Cyber Bullying

-  Definition
-  Recognizing and reporting cyber bullying
-  Joking vs. Hurting



Activities:

- [An American Girl: Chrissa Stands Strong \(2008\) DVD](#)

You may choose from the activities listed below, or incorporate one of your own lessons that address the objectives.

- [The Power of Words](#)
- [McGruff \(cyber bullies\)](#)
- All School Assembly

Cyber Citizenship

-  Cyber Community
-  Rules and Responsibilities of Cyber Citizenship

Activities:

- [Citizens of CyberSpace](#)







INTERNET SAFETY

Topics and Objective

Fifth Grade

Activities highlighted in yellow must be taught.

Cyber Safety

-  Importance of strong passwords.
-  Recognizing, avoiding, and reporting inappropriate online communication (solicitation)
-  Protecting personal information.
-  Using electronic devices communicate safely.




Activities:

- [3-5 Internet Safety Pledge](#)

You may choose from the activities listed below, or incorporate one of your own lessons that address the objectives.

- [Strong Password Lesson Plan](#)
- [Private Information](#)
- [Handling E-Mail and IM](#)
- [My Space Security Settings for Parents](#)

Cyber Bullying

-  Definition
-  Recognizing and reporting cyber bullying
-  Joking vs. Hurting

Activities

- [Teacher Read Aloud: Don't Hit Send Just To Fit In](#) by Danielle Tiano, with Karen Child Ogden, Arly Evensen, and Edward Pollick –

You may choose from the activities listed below, or incorporate one of your own lessons that address the objectives.

- [Bystanders and Bullies \(Group Think\)](#)
- [Cyberbullying: Crossing the Line](#)
- All School Assembly

Cyber Citizenship

-  Cyber Community
-  Rules and Responsibilities of Cyber Citizenship
-  Copyright regarding written materials and photos.
-  Introduce that plagiarism as a form of cheating.

Activities:

You may choose from the activities listed below, or incorporate one of your own lessons that address the objectives.

- [Manners, Cyberbullying and Ethics](#)
- [Citation Machine](#)
- [Exploring Plagiarism, Copyright and Paraphrasing](#)
- [Plagiarism Examples](#)



INTERNET SAFETY

Topics and Objective

Sixth Grade

Activities highlighted in yellow must be taught.

(The team will decide in which class the objective(s) are taught.)

Cyber Safety

- Importance of strong passwords.
- Recognizing, avoiding, and reporting inappropriate online communication (solicitation)
- Protecting personal information.
- Using electronic devices to communicate safely.

Activities:

- [Middle School Internet Safety Pledge](#)
- [The Truth About Truman School](#) by Dori Hillestad Butler
- KIDSMARTZ video – Chapter 5 “Cyber Safety”

You may choose from the activities listed below, or incorporate one of your own lessons that address the objectives.

- [Creating Strong Passwords](#)
- [Offline Consequences](#)
- [Personal and Private Information](#)
- [Savvy Online Talk and Messaging](#)
- [Acceptable Social Networking](#)
- [My Space Security Settings for Parents](#)

Cyber Bullying Definition

- Recognizing and reporting cyber bullying
- Joking vs. Hurting

Activities:

You may choose from the activities listed below, or incorporate one of your own lessons that address the objectives.

- [Just Kidding](#) (Beacon Street Girls #10) by Annie Bryant (Author)
- [Cyberbullying: Not a Pretty Picture](#)
- [Cyberbullying: Crossing the Line](#)

Cyber Citizenship

- Cyber Community
- Rules and Responsibilities of Cyber Citizenship
- Copyright regarding written materials, photos, music, and videos
- Stress that plagiarism is a form of cheating.
- Cite sources

Activities:

You may choose from the activities listed below, or incorporate one of your own lessons that address the objectives.

- [Manners, Cyberbullying and Ethics](#)
- [All the Basics of Copyrighting](#)
- [Citation Machine](#)
- [How to Cite a Source](#)
- [Exploring Plagiarism, Copyright and Paraphrasing](#)
- [Plagiarism Examples](#)



INTERNET SAFETY





Topics and Objective

Seventh Grade

Activities highlighted in yellow must be taught.

(The team will decide in which class the objective(s) are taught.)

Cyber Safety

-  Importance of strong passwords.
-  Recognizing, avoiding, and reporting inappropriate online communication (solicitation)
-  Protecting personal information.
-  Using electronic devices to communicate safely.




Activities:

- [Middle School Internet Safety Pledge](#)
- Missing Game – www.webwisekids.org

You may choose from the activities listed below, or incorporate one of your own lessons that address the objectives.

- [Broken Friendship Video](#)
- [Grooming Process for Online Predators](#)
- [Acceptable Social Networking](#)
- [My Space Security Settings for Parents](#)

Cyber Bullying






-  Definition
-  Recognizing and reporting cyber bullying
-  Joking vs. Hurting

Activities:

You may choose from the activities listed below, or incorporate one of your own lessons that address the objectives.

- [Amy's Choice: Online Predators](#)
- [Cyberbullying: Not a Pretty Picture](#)
- [Crossing the Line](#)

Cyber Citizenship

-  Cyber Community
-  Rules and Responsibilities of Cyber Citizenship
-  Copyright regarding written materials, photos, music, and videos
-  Stress that plagiarism is a form of cheating.
-  Cite sources

Activities:

You may choose from the activities listed below, or incorporate one of your own lessons that address the objectives.

- [Manners, Cyberbullying and Ethics](#)
- [All the Basics of Copyrighting](#)
- [Citation Machine](#)
- [How to Cite a Source](#)
- [Exploring Plagiarism, Copyright and Paraphrasing](#)
- [Plagiarism Examples](#)



INTERNET SAFETY





Topics and Objective

Eighth Grade

Activities highlighted in yellow must be taught.

(The team will decide in which class the objective(s) are taught.)

Cyber Safety

-  Importance of strong passwords.
-  Recognizing, avoiding, and reporting inappropriate online communication (solicitation)
-  Protecting personal information.
-  Using electronic devices to communicate safely.




Activities:

- [Middle School Internet Safety Pledge](#)

You may choose from the activities listed below, or incorporate one of your own lessons that address the objectives.

- [Your Online Image](#)
- [Grooming Process for Online Predators](#)
- [Acceptable Social Networking](#)
- [My Space Security Settings for Parents](#)

Cyber Bullying





-  Definition
-  Recognizing and reporting cyber bullying
-  Joking vs. Hurting

Activities:

You may choose from the activities listed below, or incorporate one of your own lessons that address the objectives.

- [Power and Responsibility: Good Decisions](#)
- [Cyberbullying: Not a Pretty Picture](#)
- [Cyberbullying: Crossing the Line](#)

Cyber Citizenship

-  Cyber Community
-  Rules and Responsibilities of Cyber Citizenship
-  Copyright regarding written materials, photos, music, and videos
-  Stress that plagiarism is a form of cheating.
-  Cite sources

Activities:

You may choose from the activities listed below, or incorporate one of your own lessons that address the objectives.

- [Manners, Cyberbullying and Ethics](#)
- [Considering Copying](#)
- [All the Basics of Copyrighting](#)
- [Citation Machine](#)
- [How to Cite a Source](#)
- [Exploring Plagiarism, Copyright and Paraphrasing](#)
- [Plagiarism Examples](#)